


PIN-point control for analyzing malware

Jason Jones
REcon 2014

Me

- Sr Sec Research Analyst @ Arbor
 - ex-TippingPoint ASI
- Primarily reverse malware
- Interests / Research
 - DDoS
 - Botnet tracking
 - Malware Clustering
 - Bug hunting



What's this talk about?

- ✦ My journey using PIN and attempting to apply to malware analysis
- ✦ NOT an in-depth intro to PIN / DBI
- ✦ Almost certainly contains errors
- ✦ NOT comprehensive, many others have done far more advanced with PIN than I for vulns/malware
 - ✦ Some are probably in the room right now

Malware Analysis Challenges

- Determine what's worth reversing
- Unpack/decrypt/deobfuscate code
- Identification
- Anti-debug/Anti-vm/Anti-sandbox
- Encrypted/obfuscated network comms
- Rarely symbols available
- Typically need VM reset b/t runs due to malicious code / mutexes / etc.

Dynamic Binary Instrumentation

- ✦ != (Scriptable) Debugging
- ✦ Inject instrumentation code into existing program w/o recompiling
- ✦ Target is executed inside of DBI tool's memory



PIN

- Instrumentation engine created+maintained by Intel
- Multi-platform
- Write Pintools in C/C++
 - Pyn python bindings in dev by jbremer
- 2 instrumentation modes
 - JIT
 - Probe
- Integrated IDA support



PIN Modes


- ✦ JIT Mode
 - ✦ Gens new code starting @ OEP
 - ✦ Only code ever executed is the generated code
- ✦ Probe Mode
 - ✦ Redirects flow to your replacement function
 - ✦ Runs code natively = better perf, more limited

Other PIN Things

- ✦ Insert calls at routine/basic block start end / branch taken or every instruction
- ✦ Ability to completely replace routines
 - ✦ Can also call original from replaced
- ✦ Can attach a remote debugger when started with -appdebug
- ✦ IDA Pro has a Pintool for tracing / debugging

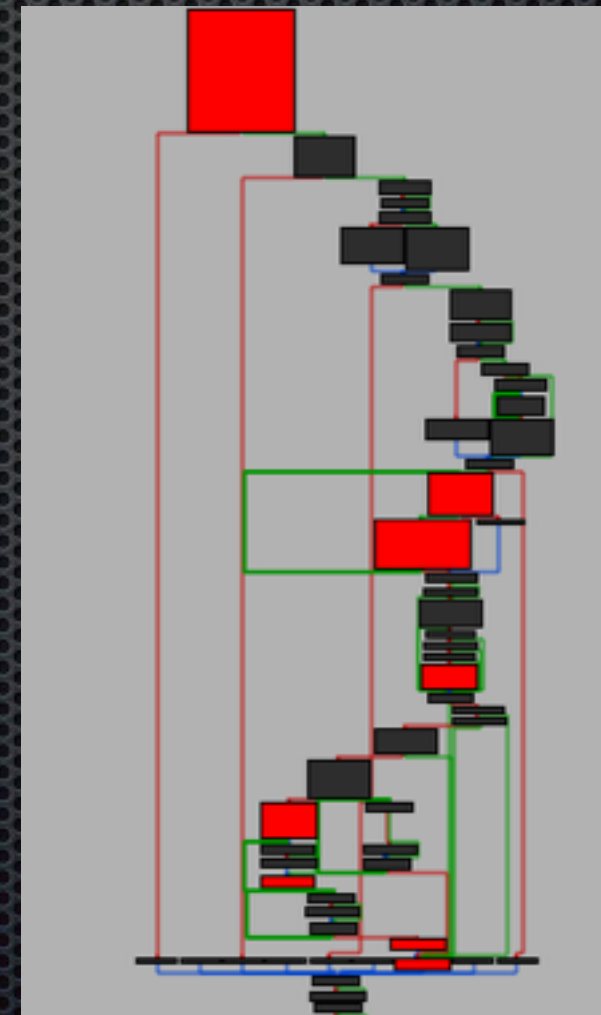
So... DBI for malware?

- DBI can also assist with challenges detailed
- Use-cases I'll discuss
 - Taint tracing
 - Network communication analysis
 - Run tracing
 - Unpacking
 - ??



“Taint Analysis”

- ✦ Taint (encrypted) response
- ✦ Track all manipulations of data
- ✦ Ideally locate both decryption func + decrypted data
- ✦ Existing work from Jonathan Salwan targeted towards vuln side



Unpacking

- Lots of packers exist
 - TitaniumCore works on many of them
 - But not all
 - Crypters are more problematic
 - Not only for malware
- Attempting a simple UPX unpacker while learning PIN
- Not at POC stage yet :(
- Existing work by VRT, jbremer, joxean koret



Run Tracing

- ✦ IDA Pro has builtin PIN support + an idadb Pintool
- ✦ Shows which instructions + BBLs were hit in the run
- ✦ Help locate “interesting” functions in malware
 - ✦ Comms
 - ✦ Encryption/decryption
 - ✦ Config

PoC 1 - Tracing

- ✦ Use IDA Pintool to trace a few samples of malware
- ✦ Can configure to trace BBLs hit, calls, instructions hit
- ✦ Record register values
- ✦ Import / Export traces so you don't have to examine on infected system
- ✦ Was crash-y on some packed samples in my testing

Demo 1

Demo 1.1

PoC 2 - Simple Function Replacement

- ✦ Simple use PIN to replace IsDebuggerPresent
- ✦ Can always return false (or true)
- ✦ This demo always returns true since I have no debugger attached


```
bool DebuggerNotPresent() {  
    OutFile << "No debuggers here....\n";  
    return false;  
}
```

```
printf( "%s\n", RTN_Name(recvRtn));
```

```
if (RTN_Valid(recvRtn)) {  
    PROTO proto_isdebuggerpresent = PROTO_Allocate( PIN_PARG(bool), CALLINGSTD_DEFAULT,  
    "IsDebuggerPresent", PIN_PARG_END() );  
    RTN_ReplaceSignatureProbed(recvRtn, AFUNPTR(DebuggerNotPresent),  
        IARG_PROTOTYPE, proto_isdebuggerpresent,  
        IARG_END);
```

```
{  
    ON_NAME_ONLY);
```

```
(sym));
```


Demo 2

Network Comms

- ✦ Idea mostly lifted from experiences during Exodus Intel VDMC course
- ✦ Dump at various network funcs
 - ✦ send/recv/HttpSendRequest/InternetReadFile
- ✦ Alternative to pcap, less potential “noise” on the wire
 - ✦ Also can see HTTPS data in plain-text
- ✦ Gain access to mem-locs for further analysis

Poc 3 - Hooking

- For send/recv version take Exodus Intel's VDMC ;)
- Locates HttpSendRequest / InternetReadFile
- Adds Hooks before first instruction and at last instruction
- Makes request to <https://recon.cx> and dumps the data
- Harder than I thought to hook InternetReadFile
 - Still very imperfect
 - Hooking After crashes, if anyone knows why LMK
- @TODO: Extend to possibly locate XOR/crypto key and decrypt on the fly


```
RTN_InsertCallProbed(recvRtn, IPOINT_BEFORE, (AFUNPTR)BeforeProbed,  
IARG_FUNCARG_ENTRYPOINT_VALUE, 0, // arg ##  
IARG_FUNCARG_ENTRYPOINT_VALUE, 1,  
IARG_FUNCARG_ENTRYPOINT_VALUE, 2,  
IARG_FUNCARG_ENTRYPOINT_VALUE, 3,  
IARG_END);
```

```
RTN_InsertCallProbed(recvRtn, IPOINT_AFTER, (AFUNPTR)AfterProbed,  
IARG_ADDRINT, "InternetReadFile",  
IARG_FUNCRET_EXITPOINT_VALUE,  
IARG_END);
```

```
void BeforeProbed(void *s, char *lpBuffer, int numBytesToRead, int numBytesRead) {  
    recvbuf = lpBuffer;  
    bytes_read = &numBytesRead;  
}  
  
void AfterProbed(ADDRINT ret) {  
    if (*bytes_read >= 0) {  
        HexDump(recvbuf, *bytes_read, 1);  
    }  
}
```


Demo 3

Poc 3.1 - Non-simple function replacement (for me)

- ✦ Instead of hooking first / last instruction, replace the whole subroutine
- ✦ Calls the real InternetReadFile
- ✦ Dumps the returned output before returning
- ✦ Still is crash-y after returning


```

if (RTN_Valid(irfRtn)) {
    printf("Replacing InternetReadFile\n");
    PROTO proto_irf = PROTO_Allocate( PIN_PARG(bool), CALLINGSTD_DEFAULT,
        "InternetReadFile", PIN_PARG(void*), PIN_PARG(void*), PIN_PARG(int), PIN_PARG(int*), PIN_PARG_END());
    RTN_ReplaceSignatureProbed(irfRtn, AFUNPTR(My_InternetReadFile),
        IARG_PROTOTYPE, proto_irf,
        IARG_ORIG_FUNCPTR,
        IARG_FUNCARG_ENTRYPOINT_VALUE, 0,
        IARG_FUNCARG_ENTRYPOINT_VALUE, 1,
        IARG_FUNCARG_ENTRYPOINT_VALUE, 2,
        IARG_FUNCARG_ENTRYPOINT_VALUE, 3,
        IARG_END);
}

```

```

bool My_InternetReadFile(FUNCPTR_IRF origIRF, void* hInternet, void* lpBuffer, int dwNumberOfBytesToRead, int* lpdwNumberOfBytesRead) {
    printf("Calling real InternetReadFile\n");
    int test;
    bool ret = origIRF(hInternet, lpBuffer, dwNumberOfBytesToRead, &test);
    *lpdwNumberOfBytesRead = test;
    printf("Dumping output\n");
    printf("Hooked Bytes read :: %d\n", *lpdwNumberOfBytesRead);
    HexDump(lpBuffer, *lpdwNumberOfBytesRead, 1);
    return true;
}

```


Demo 3.1

Future Work / Research

- ✦ Increase PIN understanding / skills (of course)
- ✦ Attempt to Generalize + expand PoCs into proper pintools for release
- ✦ Implement the taint tracing into a malware-specific pintool
- ✦ Implement some basic unpackers
- ✦ Create Anti-anti-VM/-debug Pintool via function replacement for commonly used VM/debug detection methods
- ✦ Work on incorporating into our malware sandbox env

Wrap-up

- ✦ PIN & DBI can't replace most tools, but are still very useful
 - ✦ PIN + JIT + some packers \rightarrow =(
 - ✦ Not designed to be undetectable: “Dynamic Binary Instrumentation Frameworks: I know you're there spying on me” <http://recon.cx/2012/schedule/events/216.en.html>
- ✦ Scriptable debugging still very useful in many cases
 - ✦ Can also be used to accomplish some of the things I discussed
 - ✦ Still what I use most on a daily basis



Questions?

<http://www.arbornetworks.com/asert/>

<http://jasonjon.es/research> / @thedude13

Some References

- <https://software.intel.com/en-us/articles/pin-a-dynamic-binary-instrumentation-tool>
- https://www.hex-rays.com/products/ida/support/tutorials/pin/pin_tutorial.pdf
- https://media.blackhat.com/bh-us-11/Diskin/BH_US_11_Diskin_Binary_Instrumentation_Slides.pdf
- <http://vrt-blog.snort.org/2014/04/dynamically-unpacking-malware-with-pin.html>
- <http://jbremer.org/malware-unpacking-level-pintool/>
- <http://blog.zynamics.com/2010/07/28/dumping-shellcode-with-pin/>
- <http://reversingonwindows.blogspot.com/2014/04/tracking-down-by-pin.html>
- <http://blog.nruns.com/blog/2013/10/07/TracingExecutionWithPin-Carlos/>
- <http://shell-storm.org/>
- <http://eindbazen.net/2013/04/pctf-2013-hypercomputer-1-bin-100/>
- <https://code.google.com/p/tartetatintools/>
- <https://github.com/piscou/FuzzWin>
- <https://www.corelan.be/index.php/2013/12/10/using-dbi-for-solving-reverse-engineering-101-newbie-contest-from-elearnsecurity/>
- <http://jbremer.org/detecting-uninitialized-memory-read-access-bugs-using-pin-a-la-valgrind/>
- <http://joxeankoret.com/blog/2012/11/04/a-simple-pin-tool-unpacker-for-the-linux-version-of-skype/>